

Download the *Bus Status* App

1) Search “Bus Status” on the App Store or Google Play, or use the QR codes below:

iOS:




Android:



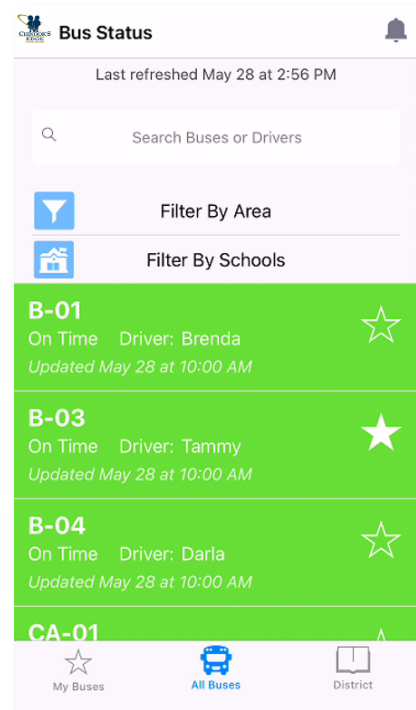
2) Download the *Bus Status* app by Box Clever.



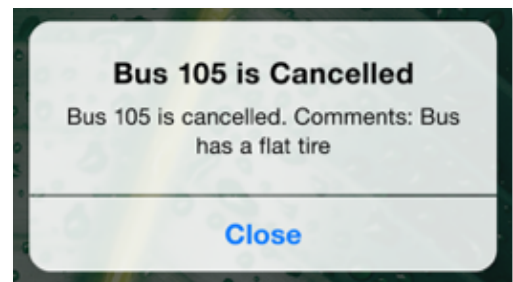
3) Open the app and select *Chinook's Edge School Division* from the list.



4) Go to *All Buses*. Tap the star to add a bus to *My Buses*.



5) You'll receive a notification when one of your buses is Delayed, Cancelled, or Early.



6) Tap the bell icon to see general Notifications.

